

ABflo® 594 Rabbit anti-Mouse CD24 mAb

Catalog No.: A25472

Basic Information

Observed MW

Refer to figures

Calculated MW

8kDa

Category

Primary antibody

Applications

IF/ICC,FC

Cross-Reactivity

Mouse

CloneNo number

ARC66569

Conjugate

ABflo® 594. Ex:588nm. Em:604nm.

Recommended Dilutions

IF/ICC 1:50 - 1:200

FC 5 µl per 10⁶ cells in
100 µl volume

Background

CD24, also know as heat stable antigen HSA, is a P-selectin ligand involved in adhesion. It is a GPI-anchored glycoprotein expressed on many types of cells, including hematopoietic cells, neural cells, and epithelial cells. CD24 is widely used to delineate stages of lymphocyte development . It also binds to Siglec-10 in humans or Siglec-G in mice . CD24 is frequently used as a marker to identify and isolate cancer stem cells in various cancer types .

Immunogen Information

Gene ID

12484

Swiss Prot

P24807

Immunogen

Recombinant protein (or fragment).This information is considered to be commercially sensitive.

Synonyms

HSA; Cd24; Ly-52; nectadrin

Contact

☎ | 400-999-6126

✉ | cn.market@abclonal.com.cn

🌐 | www.abclonal.com.cn

Product Information

Source

Rabbit

Isotype

IgG

Purification

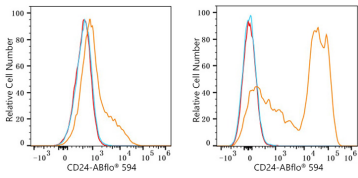
Affinity purification

Storage

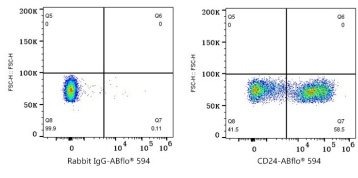
Store at 2-8°C. Avoid freeze.

Buffer: PBS containing 0.2% BSA, preserved with proclin300 or sodium azide (as specified on the Certificate of Analysis), pH 7.3.

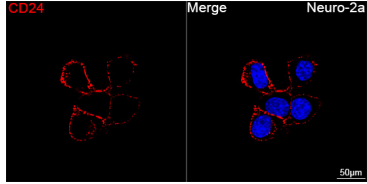
Validation Data



Flow cytometry: 1X10⁶ RAW 264.7 cells (Low Expression, left) and C57BL/6 mouse Splenocytes (right) were surface-stained with ABflo® 594 Rabbit anti-Mouse CD24 mAb (A25472, 5 µl/Test, orange line) or ABflo® 594 Rabbit IgG isotype control (A23821, 5 µl/Test, blue line). Non-fluorescently stained cells were used as blank control (red line).



Flow cytometry: 1X10⁶ C57BL/6 mouse Splenocytes were surface-stained with ABflo® 594 Rabbit IgG isotype control (A23821, 5 µl/Test, left) or ABflo® 594 Rabbit anti-Mouse CD24 mAb (A25472, 5 µl/Test, right).



Confocal imaging of Neuro-2a cells using ABflo® 594 Rabbit anti-Mouse CD24 mAb (A25472, dilution 1:50). DAPI was used for nuclear staining (Blue). Objective: 100x.