

# Rabbit anti- Human Lipocalin-2/NGAL mAb

**Catalog No.:** RMK0440

## Basic Information

**Catalog No.**

RMK0440

**Catagory**

Elisa Antibody Kit

**Application**

ELISA

## Product Information

**Ig Type**

Rabbit IgG

**Purification**

Affinity purification

**Endotoxin Level**

**Storage**


Store at -20°C.


**Avoid repeated freeze-thaw cycles.**

**Formulation**

Supplied as a 0.2um filtered solution in PBS with 0.05%ProClin 300,PH 7.4.

## Contact

 | [order@abclonal.com](mailto:order@abclonal.com)

 | [support@abclonal.com](mailto:support@abclonal.com)

 | [www.abclonal.com](http://www.abclonal.com)

## Background

This gene encodes a protein that belongs to the lipocalin family. Members of this family transport small hydrophobic molecules such as lipids, steroid hormones and retinoids. The protein encoded by this gene is a neutrophil gelatinase-associated lipocalin and plays a role in innate immunity by limiting bacterial growth as a result of sequestering iron-containing siderophores. The presence of this protein in blood and urine is an early biomarker of acute kidney injury. This protein is thought to be involved in multiple cellular processes, including maintenance of skin homeostasis, and suppression of invasiveness and metastasis. Mice lacking this gene are more susceptible to bacterial infection than wild type mice.

## Immunogen Information

**Immunogen**

Recombinant Human Lipocalin-2/NGAL

## Cross-Reactivity

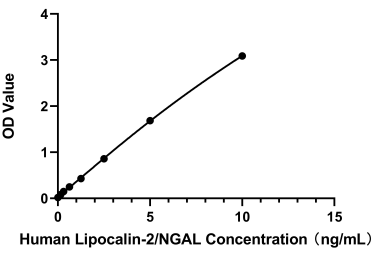
/

## Assay Applications

Human Lipocalin-2/NGAL ELISA

		Recommended Concentration	Sample
ELISA	Capture	0.5-2ug/mL	Rabbit anti-Human Lipocalin-2/NGAL mAb(Cat. No.RMK0439)
	Detection	0.02-0.005ug/mL	Rabbit anti-Human Lipocalin-2/NGAL mAb(Cat. No.RMK0440)
	Standard	0.16-10ng/mL	Recombinant Human Lipocalin-2/NGAL(Cat. No.RP00022)

# Validation Data



This standard curve is only for demonstration purposes. A standard curve should be generated for each assay.