

Biotinylated Recombinant Human TNFRSF4/OX40/CD134 Protein

Catalog No.: RP00363B **Recombinant**

Sequence Information

| Species | Gene ID | Swiss Prot |
|---------|---------|------------|
| Human | 7293 | P43489 |

Tags

C-His&Avi

Synonyms

CD134; OX40; OX40L receptor; TNFRSF4; ACT-135; Ly-70; OX40 homologue; TXGP1L; IMD16

Product Information

Source

HEK293 cells

Purification

≥ 95 % as determined by SDS-PAGE; ≥ 95 % as determined by HPLC.

Calculated MW

23.2 kDa

Observed MW

50-55 kDa

Endotoxin

< 1 EU/μg of the protein by LAL method.

Formulation

Lyophilized from 0.22 μm filtered solution in PBS (pH 7.4). Normally 8% trehalose is added as protectant before lyophilization.

Reconstitution

Centrifuge the vial before opening. Reconstitute to a concentration of 0.1-0.5 mg/mL in sterile distilled water. Avoid vortex or vigorously pipetting the protein. For long term storage, it is recommended to add a carrier protein or stabilizer (e.g. 0.1% BSA, 5% HSA, 10% FBS or 5% Trehalose), and aliquot the reconstituted protein solution to minimize free-thaw cycles.

Background

Tumor necrosis factor receptor superfamily, member 4 (TNFRSF4), also known as CD134 and OX40 receptor. OX40 is a secondary co-stimulatory immune checkpoint molecule, expressed after 24 to 72 hours following activation; its ligand, OX40L, is also not expressed on resting antigen presenting cells, but is following their activation.

Basic Information

Description

Biotinylated Recombinant Human TNFRSF4/OX40/CD134 Protein is produced by HEK293 cells expression system. The target protein is expressed with sequence (Leu29-Ala216) of Human OX40/TNFRSF4/CD134 (Accession #P43489) fused with a C-His&Avi tag at the C-terminus.

Bio-Activity

Storage

Store at -20°C. Store the lyophilized protein at -20°C to -80 °C up to 1 year from the date of receipt.

After reconstitution, the protein solution is stable at -20°C for 3 months, at 2-8°C for up to 1 week.

Avoid repeated freeze/thaw cycles.

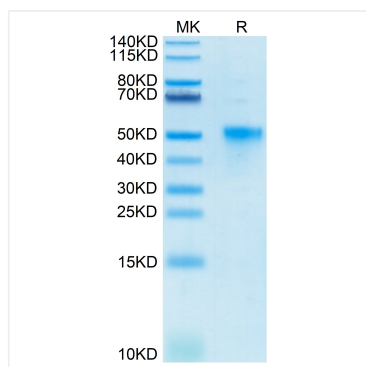
Contact

☎ | 400-999-6126

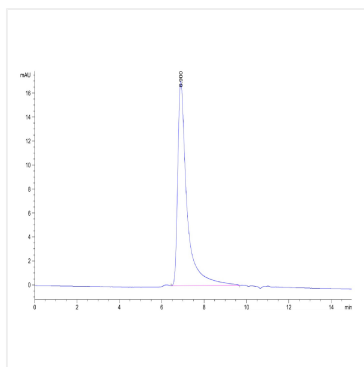
✉ | cn.market@abclonal.com.cn



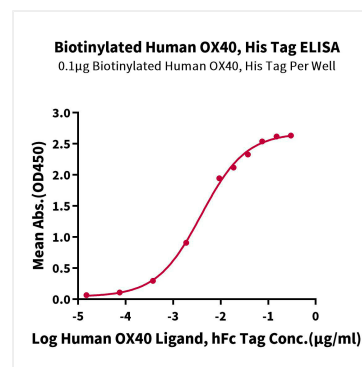
Validation Data



Biotinylated Recombinant Human TNFRSF4/OX40/CD134 Protein was determined by Tris-Bis PAGE under reducing conditions.



The purity of Biotinylated Human OX40 is greater than 95% as determined by SEC HPLC.



Immobilized Biotinylated Human OX40, His Tag at 1 μg/mL (100 μL/well) on the streptavidin precoated plate (5 μg/mL). Dose response curve for Human OX40 Ligand, hFc Tag with the EC₅₀ of 3.9ng/mL determined by ELISA.