

# Biotinylated Recombinant Human HER1/ERBB1/EGFR Protein

Catalog No.: RP00498B **Recombinant**

## Sequence Information

Species	Gene ID	Swiss Prot
Human	1956	P00533-1

### Tags

C-His&Avi

### Synonyms

ErbB; EC 2.7.10; EC 2.7.10.1; EGFR; mENA; LEGFR; ERBB; ERBB1; HER1; PIG61; NISBD2

## Product Information

Source	Purification
HEK293 cells	≥ 95 % as determined by SDS-PAGE; ≥ 95 % as determined by HPLC.

Calculated MW	Observed MW
71.5 kDa	90-120 kDa

### Endotoxin

< 1 EU/μg of the protein by LAL method.

### Formulation

Lyophilized from 0.22 μm filtered solution in PBS (pH 7.4). Normally 8% trehalose is added as protectant before lyophilization.

### Reconstitution

Centrifuge the vial before opening. Reconstitute to a concentration of 0.1-0.5 mg/mL in sterile distilled water. Avoid vortex or vigorously pipetting the protein. For long term storage, it is recommended to add a carrier protein or stabilizer (e.g. 0.1% BSA, 5% HSA, 10% FBS or 5% Trehalose), and aliquot the reconstituted protein solution to minimize free-thaw cycles.

## Background

The epidermal growth factor receptor is a transmembrane protein that is a receptor for members of the epidermal growth factor family of extracellular protein ligands. The epidermal growth factor receptor is a member of the ErbB family of receptors, a subfamily of four closely related receptor tyrosine kinases: EGFR, HER2/neu, Her 3 and Her 4. Receptor tyrosine kinase binding ligands of the EGF family and activating several signaling cascades to convert extracellular cues into appropriate cellular responses.

## Basic Information

### Description

Biotinylated Recombinant Human ERBB1/HER1/EGFR Protein is produced by HEK293 cells expression system. The target protein is expressed with sequence (Leu25-Ser645) of Human ERBB1/HER1/EGFR (Accession #P00533-1) fused with a C-His&Avi tag at the C-terminus.

### Bio-Activity

### Storage

Store at -20°C. Store the lyophilized protein at -20°C to -80 °C up to 1 year from the date of receipt. After reconstitution, the protein solution is stable at -20°C for 3 months, at 2-8°C for up to 1 week. Avoid repeated freeze/thaw cycles.

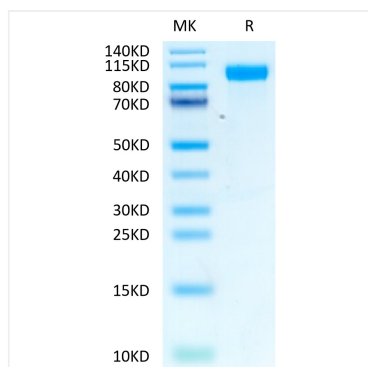
## Contact

☎ | 400-999-6126

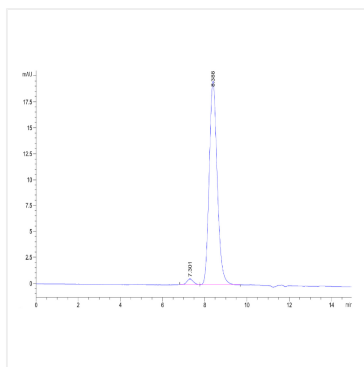
✉ | [cn.market@abclonal.com.cn](mailto:cn.market@abclonal.com.cn)



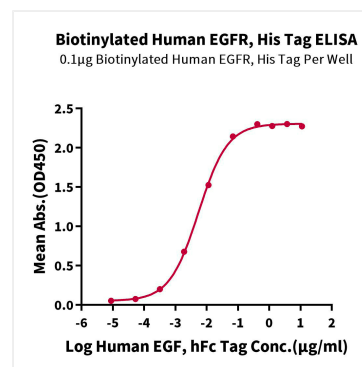
## Validation Data



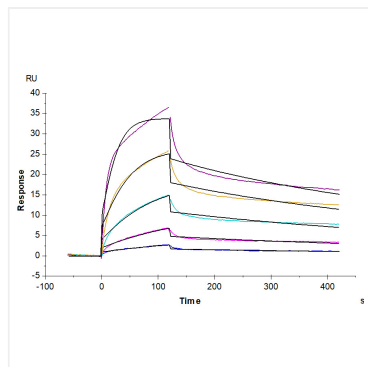
Biotinylated Recombinant Human HER1/ERBB1/EGFR Protein was determined by Tris-Bis PAGE under reducing conditions.



The purity of Biotinylated Human EGFR is greater than 95% as determined by SEC-HPLC.



Immobilized Biotinylated Human EGFR, His Tag at 1  $\mu\text{g/mL}$  (100  $\mu\text{L/well}$ ) on the streptavidin precoated plate (5  $\mu\text{g/mL}$ ). Dose response curve for Human EGF, hFc Tag with the  $\text{EC}_{50}$  of 5.5ng/mL determined by ELISA (QC Test).



Biotinylated Human EGFR, His Tag captured on CM5 Chip via Anti-his antibody can bind Human EGF, No Tag with an affinity constant of 0.62 nM as determined in SPR assay (Biacore T200).