

Recombinant Human Basigin EMMPRIN/CD147 Protein

Catalog No.: RP00608

Recombinant

Sequence Information

Species	Gene ID	Swiss Prot
Human	682	Q54A51

Tags

C-His

Synonyms

Basigin; BSG; CD147; 5F7; M6; OK; TCSF

Product Information

Source	Purification
HEK293 cells	≥ 95 % as determined by SDS-PAGE; ≥ 95 % as determined by HPLC.

Calculated MW	Observed MW
21.2 kDa	28-40 kDa

Endotoxin

< 1 EU/μg of the protein by LAL method.

Formulation

Lyophilized from 0.22 μm filtered solution in PBS (pH 7.4). Normally 8% trehalose is added as protectant before lyophilization.

Reconstitution

Centrifuge the vial before opening. Reconstitute to a concentration of 0.1-0.5 mg/mL in sterile distilled water. Avoid vortex or vigorously pipetting the protein. For long term storage, it is recommended to add a carrier protein or stabilizer (e.g. 0.1% BSA, 5% HSA, 10% FBS or 5% Trehalose), and aliquot the reconstituted protein solution to minimize free-thaw cycles.

Background

CD147, also known as extracellular matrix metalloproteinase inducer (EMMPRIN) or basigin, is expressed in a variety of cell types. It is involved in the regulation of extracellular matrix (ECM) remodeling during physiological and pathological processes including wound healing, inflammatory diseases, and cancer. CD147 is a diagnostic and therapeutic target in cancer and inflammatory diseases, either directly or indirectly, by targeting CD147 partners.

Basic Information

Description

Recombinant Human EMMPRIN/CD147 Protein is produced by HEK293 cells expression system. The target protein is expressed with sequence (Ala22-His205) of Human EMMPRIN/CD147 (Accession #Q54A51) fused with a C-His tag at the C-terminus.

Bio-Activity

Storage

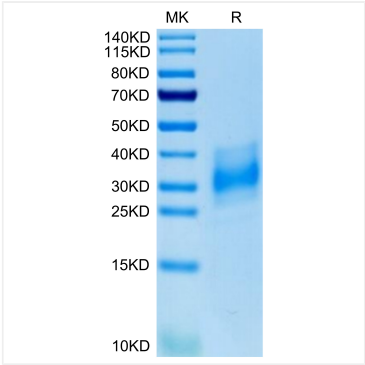
Store at -20°C. Store the lyophilized protein at -20°C to -80 °C up to 1 year from the date of receipt. After reconstitution, the protein solution is stable at -20°C for 3 months, at 2-8°C for up to 1 week. Avoid repeated freeze/thaw cycles.

Contact

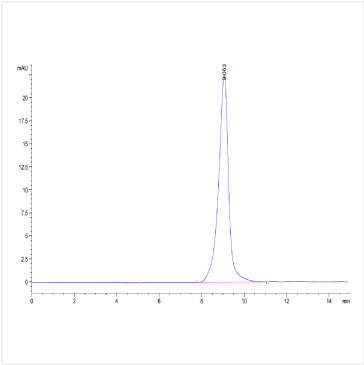
☎	400-999-6126
✉	cn.market@abclonal.com.cn



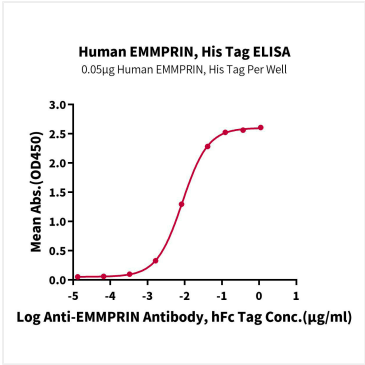
Validation Data



Recombinant Human Basigin EMMPRIN/CD147 Protein was determined by Tris-Bis PAGE under reducing conditions.



The purity of Human EMMPRIN is greater than 95% as determined by SEC-HPLC.



Immobilized Human EMMPRIN, His Tag at 0.5 µg/mL (100 µL/well) on the plate. Dose response curve for Anti-EMMPRIN Antibody, hFc Tag with the EC₅₀ of 8.4ng/mL determined by ELISA.