

# Biotinylated Recombinant Human TNFRSF10A/DR4/TRAIL-R1/CD261 Protein

Catalog No.: RP02083B **Recombinant**

## Sequence Information

Species	Gene ID	Swiss Prot
Human	8797	O00220

### Tags

C-His&Avi

### Synonyms

TNFRSF10A;APO2;CD261;DR4;TRAILR-1;TRAILR1

## Product Information

Source	Purification
HEK293 cells	≥ 95 % as determined by Tris-Bis PAGE; ≥ 95 % as determined by HPLC.

Calculated MW	Observed MW
24.7 kDa	25-30 kDa

### Endotoxin

< 1 EU/μg of the protein by LAL method.

### Formulation

Lyophilized from a 0.22 μm filtered solution of PBS, pH 7.4. Normally 8% trehalose is added as protectant before lyophilization. Contact us for customized product form or formulation.

### Reconstitution

Centrifuge the tube before opening. Reconstitute to a concentration of 0.1-0.5 mg/mL in sterile distilled water. Avoid vortex or vigorously pipetting the protein. For long term storage, it is recommended to add a carrier protein or stabilizer (e.g. 0.1% BSA, 5% HSA, 10% FBS or 5% Trehalose), and aliquot the reconstituted protein solution to minimize free-thaw cycles.

## Contact

☎ | 400-999-6126

## Background

Tumor necrosis factor receptor superfamily member 10A (TNFRSF10A) is also known as TNF-related apoptosis-inducing ligand receptor 1 (TRAIL-R1), Death receptor 4 (DR4), CD261 and APO2, which belongs to TNF superfamily. The expression of apoptosis-inducing TRAIL-R1 and TRAIL-R2 and of the decoy receptors TRAIL-R3 and TRAIL-R4 was systematically studied in all developmental stages of peripheral B cells isolated from the blood and secondary lymphoid organs. Expression of TRAIL-Rs is modulated along development, with highest levels observed in germinal center B cells.

## Basic Information

### Description

Biotinylated Recombinant Human TNFRSF10A/DR4/TRAIL-R1/CD261 Protein is produced by Expi293 expression system. The target protein is expressed with sequence (Pro34-Asn239) of Human TNFRSF10A/DR4/TRAIL-R1/CD261 fused with His tag and Avi tag at the C-terminus.

### Bio-Activity

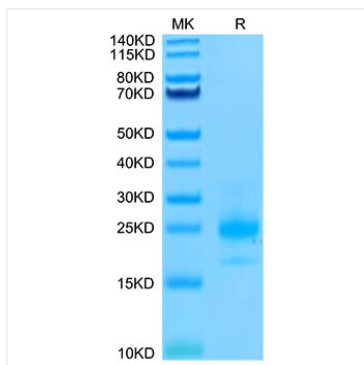
### Storage

Store at -20°C. Store the lyophilized protein at -20°C to -80°C up to 1 year from the date of receipt. After reconstitution, the protein solution is stable at -20°C for 3 months, at 2-8°C for up to 1 week. Avoid repeated freeze/thaw cycles.

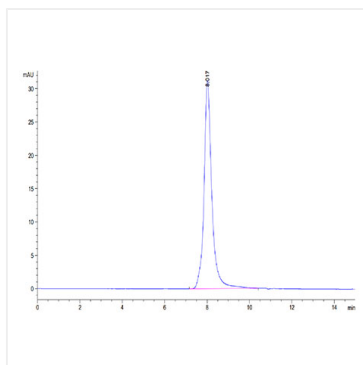
✉ | [cn.market@abclonal.com.cn](mailto:cn.market@abclonal.com.cn)

🌐 | [www.abclonal.com.cn](http://www.abclonal.com.cn)

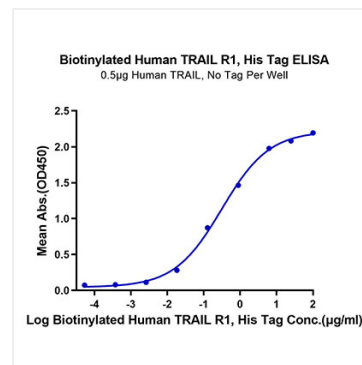
## Validation Data



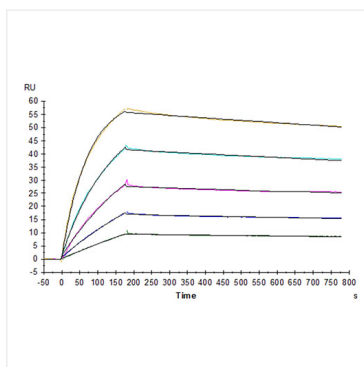
Biotinylated Recombinant Human TNFRSF10A/DR4/TRAIL-R1/CD261 Protein was determined by Tris-Bis PAGE under reducing conditions.



The purity of Biotinylated Human TRAIL R1 is greater than 95% as determined by SEC-HPLC.



Immobilized Human TRAIL, No Tag at 5μg/ml (100μl/well) on the plate. Dose response curve for Biotinylated Human TRAIL R1, His Tag with the  $EC_{50}$  of 0.31μg/ml determined by ELISA.



Biotinylated Human TRAIL R1, His-Avi Tag immobilized on CM5 Chip can bind Human TRAIL, No Tag with an affinity constant of 0.315 nM as determined in SPR assay (Biacore T200).